

# Early Reading at Southridge



GOOD EXAMPLE OF A BRAIN STUDY. IF YOU  
CAN READ THIS YOU HAVE A STRONG MIND.

7H15 M3554G3  
53RV35 7O PR0V3  
H0W 0UR M1ND5 C4N  
D0 4M4Z1NG 7H1NG5!  
1MPR3551V3 7H1NG5!  
1N 7H3 B3G1NN1NG  
17 WA5 H4RD BU7  
N0W, 0N 7H15 LIN3  
Y0UR M1ND 1S  
R34D1NG 17  
4U70M471C4LLY  
W17H 0U7 3V3N  
7H1NK1NG 4B0U7 17,  
B3 PROUD! 0NLY  
C3R741N P30PL3 C4N  
R3AD 7H15.  
PL3453 5H4R3 1F  
U C4N R34D 7H15.

# Aims of the Session

- To explain how we teach early reading.
- To demonstrate how we do this so you can support children at home effectively.
- To learn some terminology that you children may use and you can use too.
- To help you to take ownership of the reading you do at home.
- To put your mind at rest!! You will already be doing a great job.



# Quick Quiz



## What is a phoneme?

The smallest unit of sound in a word.

## What is a grapheme?

A letter or group of letters representing a single phoneme

## What is a tricky word?

A word that cannot be blended phonetically. It makes no sense and doesn't appear to follow any phonetic rules.

## What is a split digraph?

What used to be called the magic e  
Where words the phoneme is split up and another letter sandwiched in the middle.



How many phonemes in these words?

cat

\* \* \*

coat

\* --- \*

sheep

--- --- \*

# Tricky Words

the

dog

and

she

they

farm

bone

cake

tube

time

# There are 44 sounds in English this chart shows you the most usual graphemes to represent these sounds.

## Consonants: stretch

f	l	m	n	r	s	v	z	sh	th	ng
ff	ll	mm	nn	rr	ss	ve	zz	ti		nk
ph	le	mb	kn	wr	se		s	ci		
					c					
					ce					

## Consonants: bounce

b	c	d	g	h	j	p	qu	t	w	x	y	ch
bb	k	dd	gg		g	pp		tt	wh			tch
	ck				ge							
	ch											

## Vowels

a	e	i	o	u	ay	ee	igh	ow
	ea				ā-e	y	ī-e	ō-e
					ai	ea	ie	oa
						e	i	o

oo	oo	ar	or	air	ir	ou	oy	ire	ear	ure
ū-e			oor	are	ur	ow	oi			
ue			ore		er					
ew			aw							
			au							



# A Typical Phonic Session

## Step 1 for Children

- Children will be interested in books and stories.
- Children recognise symbols and know they carry meaning.
- Children may recognise some words familiar to them such as their name or mum and dad.
- They can continue a rhyming string of words.
- They can hear the difference between a car and a bus or two different musical instruments if hidden.




## Step 2 for Children

- Children will recognise and name the sounds of letters.
- Children can listen to an adult oral blending and tell you the word they can hear.
- They can recognise by sight a range of words know as High Frequency Words.



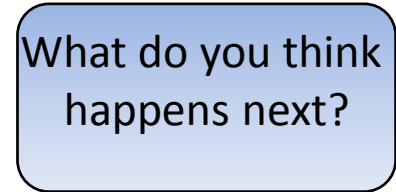
## Step 3 for Children

- They can blend simple words orally themselves
- They recognise a wide variety of tricky words and high frequent words without hesitation.
- They understand story structure and different ways to help them to dissect unknown words.
- They can read simple sentences and understand them.
- They will show interest in what they have been reading and discuss it with others.



# The Recipe for Success

By **reading** to your child lots of lovely stories and asking lots of questions!




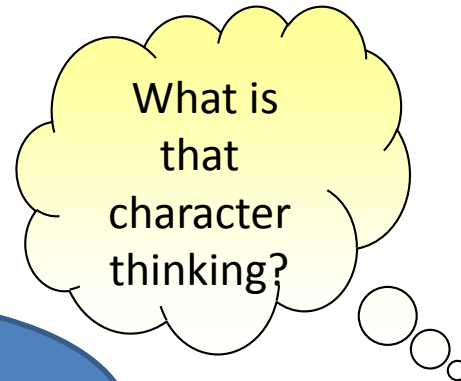
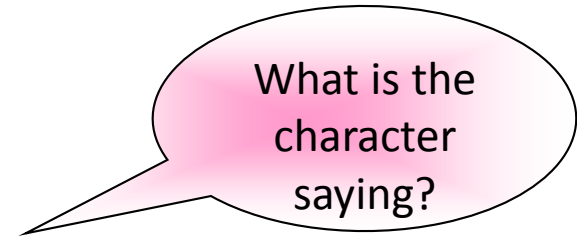
By having fun with Sound Talk at home!

*“What a tidy r-oo-m!”*

*“Where’s your c-oa-t?”*

*“Time for b-e-d!”*

*back, head, tum, leg, hand, foot, knee  
coat, hat, scarf, zip, sock, glove  
run, walk, skip, hop, fast, slow, stop, shop  
red, blue, green, black,  
knife, fork, spoon, plate, bowl, pan  
bread, cheese, meat, soup, jam, cake*



By **talking** to your child as much as possible and 'feeding' them new and different words:

"Let's **eat** our lunch now."

"Let's **munch** our lunch now."

"Let's **scoff** our lunch now."

"Let's **devour** our lunch now!"

You're looking ...not just...but...

I'm not just... I'm....!

By enriching conversations through description:

*"Look at that rain. It looks like little diamonds sparkling on the window pane!"*

By having fun with words and language.

*"I'm as hot as a spud in a cooking pot!"*

By praising your child for using new words or interesting images



# Happy Reading !!!

